Finnrick Analytics
Finnrick.com
Austin, TX

krause analytical

Project 135372
Lab # 129204
Date Rec'd 9/30/2025
Report Issued 10/21/2025

Project
Sample Semaglutide 5 mg amg4w8v

Certificate of Analysis

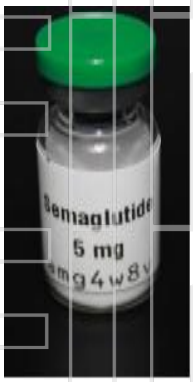

Analyte	Result	LOQ	Units	Method	Date	% of Label
Peptide Analysis						
Chromatographic purity	99.22	0.5	%	HPLC-UV/MS	10/13/2025	
Total peptide mass	5.18	0.5	mg	HPLC-UV/MS	10/13/2025	103.5
Semaglutide	ID Confirmed			HPLC-UV-MS	10/13/2025	

The data presented are from the analysis of the sample shown and meet Krause Analytical internal quality assurance criteria unless otherwise flagged.
Methods shown reference current Krause Analytical SOPs
ND - Not detected LOQ - limit of quantification
Copyright © 2025 Krause Analytical LLC. All rights reserved.

Respectfully submitted,

Mark C. Krause
Laboratory Director

8127 Mesa Drive Suite B-206 Austin, TX 78759

Finnrick Testing Certificate © 2026 Finnrick Analytics LLC and its suppliers, all rights reserved. Unauthorized distribution and modification prohibited.

krause analytical

Chromatogram

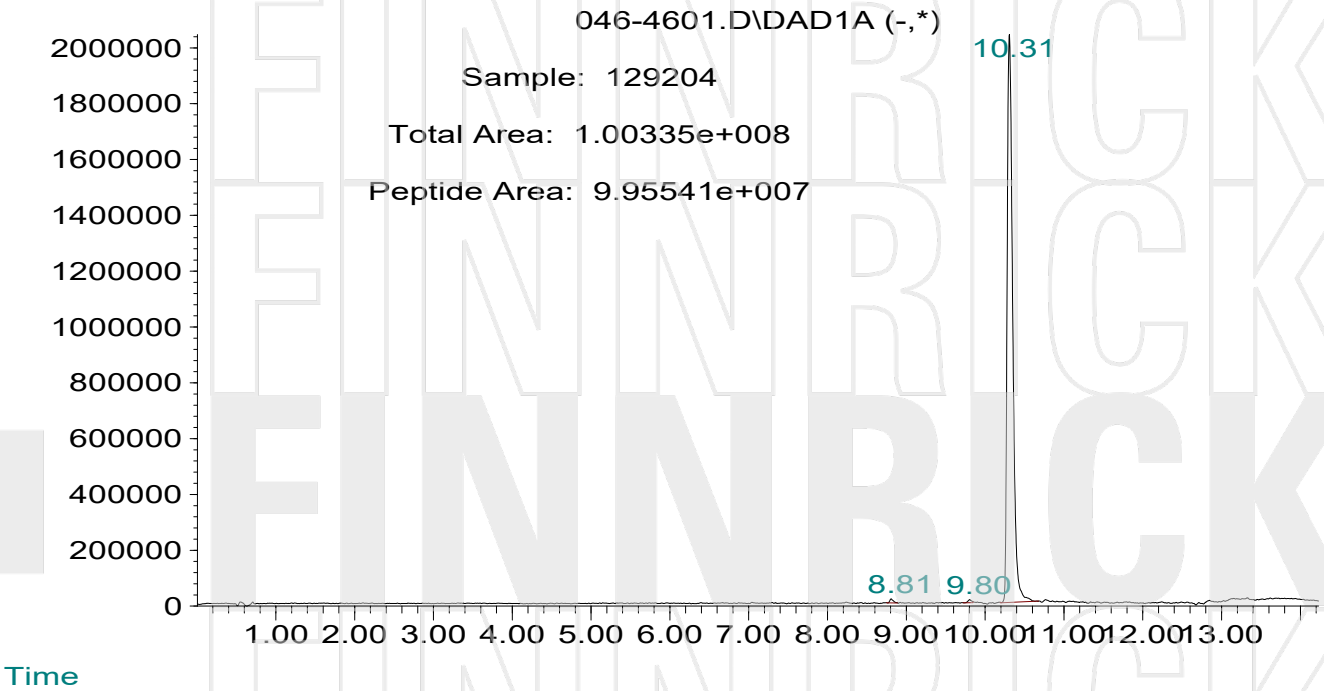

Mass spectrum/Reference Spectrum

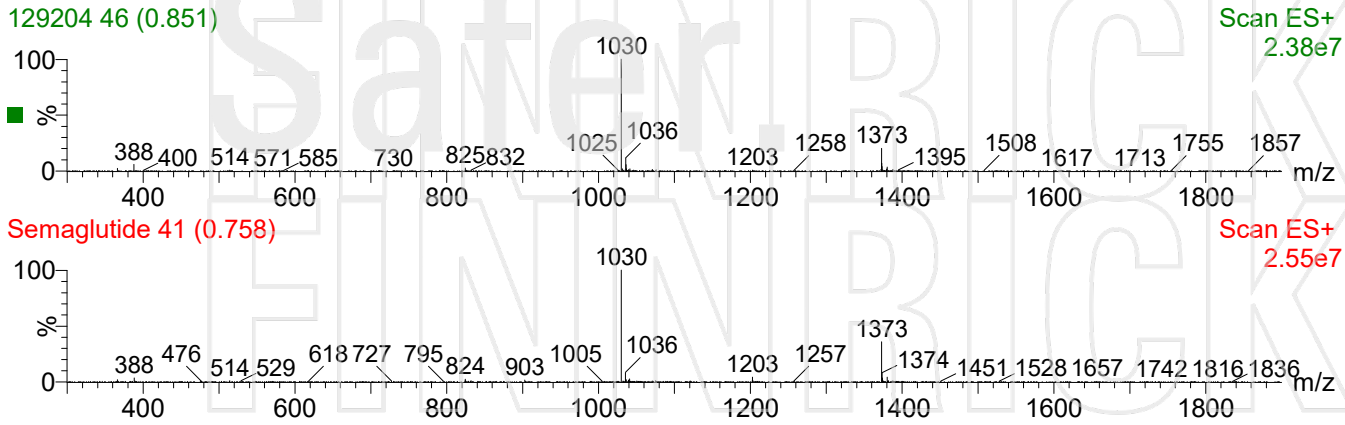

Krause Analytical, LLC 8127 Mesa Drive Suite B-206 Austin, TX 78759

Finnrick Testing Certificate © 2026 Finnrick Analytics LLC and its suppliers, all rights reserved. Unauthorized distribution and modification prohibited.

krause analytical

Methods Summary

Purity/Potency/Identification **USP/NF 621**

- 2 mL of purified water is added to the lyophilized powder in the vial, and the contents mixed to dissolve the lyophilized powder.
- An aliquot is taken from the vial and diluted to contain approximately 500 mg/L of the peptide.
- The diluted sample is analyzed by HPLC-UV-MS.
- The mass spectrum obtained is compared to an authentic standard of the peptide for identification.
- The total area of all of the peaks in the chromatogram is calculated, and the area of the peak of the peptide is divided by the total area to obtain the chromatographic purity value, reported in percent.
- The area of the peptide is compared to the area of the peptide peak in the known standard to obtain a concentration in the solution. This concentration is used to calculate the total mass of peptide in the vial, which is compared to the stated mass (label claim) and reported as both total mass in the vial and as a percent of the label claim.

Endotoxins **USP/NF 85**

- 2 mL of purified water is added to the lyophilized powder in the vial, and the contents mixed to dissolve the lyophilized powder.
- An aliquot is taken from the vial and diluted in endotoxin-free water.
- The diluted sample is analyzed for endotoxins using the LAL method.

Metals **USP/NF 233**

- 2 mL of purified water is added to the lyophilized powder in the vial, and the contents mixed to dissolve the lyophilized powder.
- An aliquot is taken from the vial and diluted in deionized water.
- The diluted aliquot is analyzed against known standards by ICP-MS

Krause Analytical, LLC 8127 Mesa Drive Suite B-206 Austin, TX 78759

Finnrick Testing Certificate © 2026 Finnrick Analytics LLC and its suppliers, all rights reserved. Unauthorized distribution and modification prohibited.